

1. Select Biller:

1. SELECT BILLER CATEGORY

All billers Goods and services Telecom Education Insurance Utilities

Others

2. SELECT A BILLER

Search biller.

DYNAMIC SUPPLY COMPANY LIMITED

Government of Vanuatu

2. Select service:

3. SELECT A SERVICE

GOVERNMENT INSTITUTION

This service is to be used to pay for Single Window Payments.

4. ENTER THE FOLLOWING FIELDS

AMOUNT 722,755 VUV

TIN NUMBER 676450

BILL NUMBER (FORMAT: OFFICE-YEAR-C-XXXX) VSEA-2023-C-7375

CANCEL NEXT

3. Select Account to debit:

Government of Vanuatu Total with fees 722,755 VUV

1. PAYMENT DETAILS

SERVICE: GOVERNMENT INSTITUTION

TIN NUMBER: 676450


BILL NUMBER (FORMAT: OFFICE-YEAR-C-XXXX): VSEA-2023-C-7375

2. SELECT ACCOUNT TO DEBIT

Current - Savings Account Balance VUV

PREVIOUS VALIDATE

4. Confirm payment details:

 **Government of Vanuatu** Total with fees 722,755 VUV

1. PAYMENT DETAILS

SERVICE: GOVERNMENT INSTITUTION
TIN NUMBER: 676450
BILL NUMBER (FORMAT: OFFICE-
YEAR-C-XXXX): VSEA-2023-C-7375
INVOICE TOTAL: 722,755 VUV


2. ACCOUNT TO DEBIT

Current - account N° [REDACTED] - Savings Account


ADD AS FAVORITES

▲ This transaction will be confirmed with the reception of a unique code

5. Check designated email for one-time password:


 **no_reply@bred.vu** Thu 11/2/2023 1:49 AM

To: You

 **INTERNET BANKING**

Dear Customer,


To confirm the transaction initiated on [BRED Vanuatu Connect](#), please find below your one-time password:




This validation code was sent to you following a transaction initiated using our web banking application. Do not provide this code to anyone.
If you are not the originator of this transaction, please contact the bank immediately.

Thank you for using our Online Banking services.
Best regards,

6. Enter validation code to validate the payment:

 **CONFIRMATION**

To confirm your request, please enter the code received via email
 within 29:07

[Resend code](#)

7. Once the payment is validated, with no errors, the Customs declaration will be paid automatically in ASYCUDA.
8. Go to ASYCUDA to print the Customs Receipt and Release Order to take custody of the goods.

End